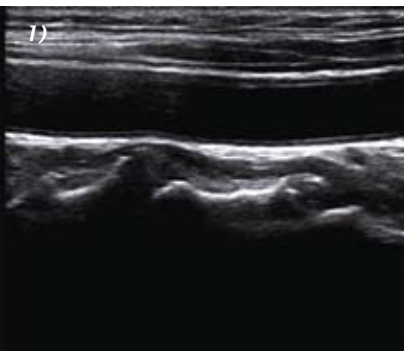




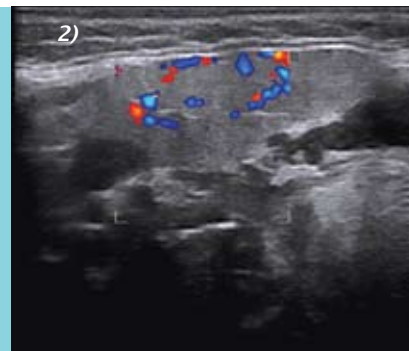
Beautiful images – just below the surface

| 8870 |

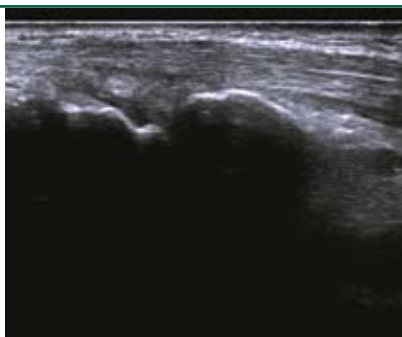
- Clear, sharp and detailed images with high frequencies
- Scanning just got easier
- We care about cross-contamination



1. Carotid Artery
2. Salivary gland with flow



More confident clinical decisions with high-resolution, detailed images of superficial structures.



Finger tendon



Thyroid nodules

■ **Clear, sharp and detailed images of superficial structures**

Greater diagnostic confidence during scanning of fingers, toes, wrists, forefoot, ankles and elbows. High Doppler frequencies allow superb flow visualization of superficial areas.

■ **Scanning just got easier**

Focus on your patient and the image not on scanner operation. With the 8870 you can operate the scanner at the touch of a transducer button – leaving both hands free for scanning.

■ **We care about cross-contamination**

Easy, thorough cleaning and disinfection. The 8870 is compatible with modern disinfection and sterilization techniques, including STERIS SYSTEM 1®*.

Specifications

Frequency range

6 - 18 MHz

Contact surface (acoustic)

38.4 x 3.5 mm

Penetration depth

82 mm

Scanning modes

B, M, Doppler, BCFM, Tissue Harmonic Imaging

Disinfection

Immersion

STERIS SYSTEM 1®*

Sterile covers available

Dimensions

97 x 57 x 26 mm

**STERIS SYSTEM 1® is not market cleared by the FDA for use in the USA.*



■ **World Headquarters:**

Mileparken 34 · DK-2730 · Herlev · Denmark
Tel: (45) 44 52 81 00 · Fax: (45) 44 52 81 99 · www.bkmed.com
A wholly owned subsidiary of Analogic Corporation